

# Industrial Drying Tumbler

Available in 10,15, 30, 60, 120 & 240 kg. dry weight per charge capacity.

'Drying Tumbler is especially designed for Hosiery Dyeing Industry, Garment Export Industry, Denim Processing Units, Terry Towel plants, Home Furnishings. All types of Laundry Works for Hotels/Hospitals to get uniform drying, rapidity softness & shrinkage control.

Front loading, Open pocket, Large dia Die pressed, Powder coated door Stainless Steel inner Basket, Outer Body Double walled Glass wool Insulated, Centrifugal High Suction Powerful Blower used, Automatic Control panel for Auto Reverse/Forward Auto Digital Temperature control functions.

Heating system in Electric/Steam/Thermic Heat Transfer Fluids/Indirect Oil/Gas Firing.



**Indirect Diesel Fired Heating System**

Specially designed heat exchanger with Automatic imported Diesel/Gas burners, High efficiency, Low cost & easy to install.

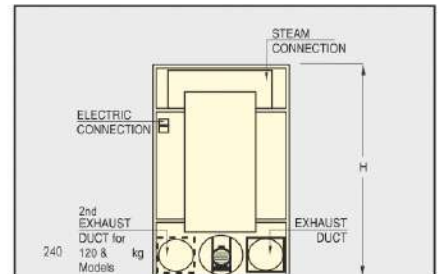
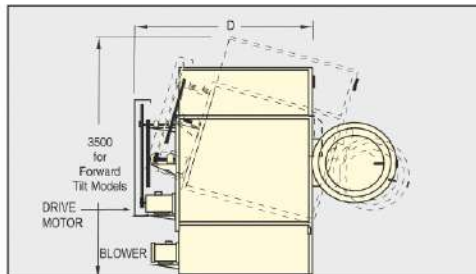
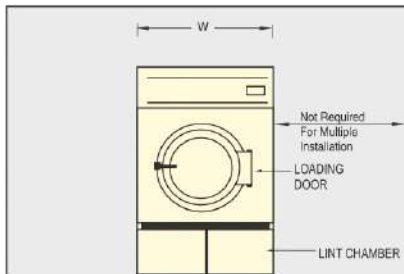


**Tilt Feature**

Available with forward tilt for easy unloading. The forward tilt allows the linen to fall into a trolley, making unloading ergonomically correct, reducing work related injuries, and improving workflow.

**As an option Dryers are also available in**

- All S.S. Construction
- Cool down feature
- Humidity control meter
- Residual moisture control



MODEL	CAPACITY	BASKET SIZE	DRIVE MOTOR	AIR DELIVERY	LOADING DOOR OPENING	HEATING (Options)				OVERALL DIMNS. (W x D x H)	NETT. WT./SHIPPING WT. SHIPPING SIZE (WxDxH) SHIPPING VOLUME
						STEAM CONNECTION CONSUMPTION	ELECTRIC	THERMAL FLUID CONNECTION CONSUMPTION	INDIRECT DIESEL FIRED CONSUMPTION		
NXE-10	10 Kg.	600 X 350	0.5 HP 1 HP	1000 ft <sup>3</sup> /Hr.	350	N.A.	3 KW	N.A.	N.A.	715 X 1070 X 1370	250 KG. / 450 KG. 915 X 1270 X 1570
NXS - 15 NXE - 15 NXF - 15	15 Kg.	750 Ø x 450 380 Ltrs.	1 HP 1 HP	1500 ft <sup>3</sup> /Hr. 225 Ø	480	15 Ø (5" BSP) 20 Kg./Hr.	9-12 KW	0.5" x 0.5" BSP 10000 K.Cal./Hr.	N. A.	1000 x 1240 x 1920	350 Kg. / 500 Kg. 1200 X 1440 X 2120 4.25 M <sup>3</sup>
NXS - 30 NXE - 30 NXF - 30 NXD - 30	30 Kg.	950 Ø x 800 670 Ltrs.	1 HP 1 HP	1500 ft <sup>3</sup> /Hr. 225 Ø	600	15 Ø (5" BSP) 40 Kg./Hr.	18-24 KW	0.5" x 0.5" BSP 15000 K.Cal./Hr.	1.5-2 Ltrs. per Hr.	1050 x 1540 x 1980	600 Kg. / 825 Kg. 1250 X 1740 X 2180 5.4 M <sup>3</sup>
NXS - 60 NXE - 60 NXF - 60 NXD - 60	60Kg.	1250 Ø x 990 1214 Ltrs.	2 HP 2 HP	3000 ft <sup>3</sup> /Hr. 300 Ø	750	20 Ø (.75" BSP) 60-80 Kg./Hr.	24-36 KW	1" x 1" BSP 40000 K.Cal./Hr.	2.5-3.5 Ltrs. per Hr.	1350 x 1690 x 2300	950 Kg. / 1250 Kg. 1550 X 1890 X 2500 8.25 M <sup>3</sup>
NXS - 120 NXF - 120 NXD - 120	120 Kg.	1600 Ø x 1200 2411 Ltrs.	3 HP 2 HP x 2 Nos.	6000 ft <sup>3</sup> /Hr. 300 Ø x 2	850	20 Ø x 2 Nos. or 25 Ø x 1 No. 100-150 Kg./Hr.	N. A.	1.5" x 1.5" BSP 80000 K.Cal./Hr.	5.5-6.5 Ltrs. per Hr.	1750 x 2050 x 2720	2050 Kg. / 2550 Kg. 1950 X 2250 X 2920 14.45 M <sup>3</sup>
NXS - 240 NXF - 240 NXD - 240	240 Kg.	2000 Ø x 1450 4553 Ltrs.	7 HP 3 HP x 2 Nos.	12000 ft <sup>3</sup> /Hr. 370 Ø x 2	1050	20 Ø x 2 Nos. or 25 Ø x 1 No. 200-250 Kg./Hr.	N. A.	2" x 2" BSP 1,60000 K.Cal./Hr.	11-16 Ltrs. per Hr.	2250 X 2550 X 3250	4570 Kg. / 5050 Kg. 2450 X 2750 X 3450 29 M <sup>3</sup>

**Note:** a) All Dimensions are in MM. Standard Machines Operate on 415 ±10%, 3 Phase, 50HZ, CYS AC Electric Supply, Special Voltage on request.  
b) Machines are also made to order as per customer's requirement & specifications.